City of Devils Lake
423 6th St NE
PO Box 1048
Devils Lake, ND 58301
701.662.7600
www.dvlnd.com

To: File

From: Devin Gathman, Assistant City Engineer

Date: December 15, 2025

Re: 2025 – 2030 Capital Improvement Plan (CIP)

The CIP is a five-year plan that identifies and prioritizes the needs for construction of capital improvement projects, specifically related to the City's infrastructure, based on financial projections and available revenue sources. Capital improvement projects are different from the operating budgets of the City, as they often require large financial obligations that may span multiple years. The creation and update of a multi-year capital improvement plan allows City staff to plan for the current and longer-term infrastructure needs of the City. The CIP is updated annually to ensure consistency and accurately reflect the changing strategic needs, cost fluctuations and financial resources of the City.

The attached 2025 – 2030 Capital Improvement Plan was submitted and approved by the City Commission on December 15th, 2025. The CIP includes a detailed summary of the proposed capital improvement projects, maps showing past and future roadway and water main improvement projects, maps showing the proposed location and type of work for each year discussed in the CIP and a funding framework that details the financial resources necessary to implement a multi-year capital improvement program. *The CIP neither appropriates funds nor authorizes projects.* Projects included can be changed by City Commission reconsideration, availability of funding, infrastructure priorities and ability to manage/implement project.

devils lake
Engineering

CAPITAL IMPROVEMENT PLAN

2025 - 2030

2025 - 2030
Capital Improvement Plan (CIP)

December 2025

TABLE OF CONTENTS

Project Summary	page 1 - 2
Detailed Project Summary	page 3 - 5
Miscellaneous Project List	page 6
Project Funding Overview	page 7 - 8
2025 Roadway Improvement Plan Map	page 9
2025 Water Main Improvement Plan Map	page 10
2025 - 2030 Construction Project Maps	page 11 - 16

City of Devils Lake - Capital Improvement Plan Project Summary

Updated 12/15/2025

Project - Scheduled **Project - Flexible** **Project - Other Funding**

2025

2025 Mill & Overlay	Total Cost	Local Share	Non-Local Share
Mill & Overlay - Original Townsite	$ 1,118,559	$ 1,118,559	$ -
Downtown Parking Lots & Alleys	$ 450,138	$ 450,138	$ -
2025 Mill & Overlay Total:	**$ 1,568,697**	**$ 1,568,697**	**$ -**
2025 Seal Coat	**Total Cost**	**Local Share**	**Non-Local Share**
Seal Coat - Various Locations (2021 & 2022 Projects)	$ 494,419	$ 494,419	$ -
2025 Seal Coat Total:	**$ 494,419**	**$ 494,419**	**$ -**
2025 New Construction	**Total Cost**	**Local Share**	**Non-Local Share**
New Construction - 14th Ave NE, 14th St NE	$ 592,293	$ 179,067	$ 413,227
2025 New Construction Total:	**$ 592,293**	**$ 179,067**	**$ 413,227**
2025 Miscellaneous Construction	**Total Cost**	**Local Share**	**Non-Local Share**
City Curb & Gutter Replacement Program	$ 10,000	$ 10,000	$ -
City Sidewalk Replacement Program	$ 50,000	$ 50,000	$ -
Lead Service Line Replacement	$ 50,000	$ 50,000	$ -
NDDOT - Microsurfacing, Signal Upgrades - College Dr N, College Dr S, Hwy 19 W	$ 2,284,250	$ 273,267	$ 2,010,983
NDDOT - Lighting Upgrades - US Hwy 2 E	$ 339,394	$ -	$ 339,394
2025 Miscellaneous Construction Total:	**$ 2,733,644**	**$ 383,267**	**$ 2,350,377**
2025 Total:	**$ 5,389,053**	**$ 2,625,450**	**$ 2,763,604**

2026

2026 Mill & Overlay	Total Cost	Local Share	Non-Local Share
Mill & Overlay - South Side	$ 1,554,000	$ 1,554,000	$ -
Mill & Overlay - US Hwy 2 Frontage Roads	$ 1,749,240	$ 577,249	$ 1,171,991
2026 Mill & Overlay Total:	**$ 3,303,240**	**$ 2,131,249**	**$ 1,171,991**
2026 Miscellaneous Construction	**Total Cost**	**Local Share**	**Non-Local Share**
City Curb & Gutter Replacement Program	$ 10,000	$ 10,000	$ -
City Sidewalk Replacement Program	$ 50,000	$ 50,000	$ -
Lead Service Line Replacement	$ 50,000	$ 50,000	$ -
Inert Landfill Expansion - Land Acquisition and Soil Testing	$ 400,000	$ 400,000	$ -
2026 Miscellaneous Construction Total:	**$ 510,000**	**$ 510,000**	**$ -**
2026 Total:	**$ 3,813,240**	**$ 2,641,249**	**$ 1,171,991**

2027

2027 Mill & Overlay	Total Cost	Local Share	Non-Local Share
Mill & Overlay - 8th Ave SE, 12th Ave SE, 12th Ave NE, 2nd St NE, 5th St SE	$ 1,617,320	$ 533,716	$ 1,083,604
Mill & Overlay - Downtown Concrete Driving Lanes	$ 871,600	$ 287,628	$ 583,972
2027 Mill & Overlay Total:	**$ 2,488,920**	**$ 821,344**	**$ 1,667,576**
2027 Seal Coat	**Total Cost**	**Local Share**	**Non-Local Share**
Seal Coat - Various Locations (2024 & 2025 Projects)	$ 363,240	$ 363,240	$ -
2027 Seal Coat Total:	**$ 363,240**	**$ 363,240**	**$ -**
2027 Miscellaneous Construction	**Total Cost**	**Local Share**	**Non-Local Share**
City Curb & Gutter Replacement Program	$ 10,000	$ 10,000	$ -
City Sidewalk Replacement Program	$ 50,000	$ 50,000	$ -
Lead Service Line Replacement	$ 50,000	$ 50,000	$ -
Main Sewer Lift Station Safety Improvements	$ 150,000	$ 150,000	$ -
2027 Miscellaneous Construction Total:	**$ 260,000**	**$ 260,000**	**$ -**
2027 Total:	**$ 3,112,160**	**$ 1,444,584**	**$ 1,667,576**

City of Devils Lake - Capital Improvement Plan Project Summary

Updated 12/15/2025

Project - Scheduled **Project - Flexible** **Project - Other Funding**

2028

2028 Mill & Overlay	Total Cost	Local Share	Non-Local Share
Mill & Overlay - 10th Ave NE, 14th Ave NE, 10th St NE, 14th St NW	$ 1,832,800	$ 604,824	$ 1,227,976
2028 Mill & Overlay Total:	**$ 1,832,800**	**$ 604,824**	**$ 1,227,976**
2028 Miscellaneous Construction	**Total Cost**	**Local Share**	**Non-Local Share**
City Curb & Gutter Replacement Program	$ 10,000	$ 10,000	$ -
City Sidewalk Replacement Program	$ 50,000	$ 50,000	$ -
Lead Service Line Replacement	$ 50,000	$ 50,000	$ -
Inert Landfill Expansion - Construction	$ 1,000,000	$ 1,000,000	$ -
2028 Miscellaneous Construction Total:	**$ 1,110,000**	**$ 1,110,000**	**$ -**
2028 Total:	**$ 2,942,800**	**$ 1,714,824**	**$ 1,227,976**

2029

2029 Water Main Replacement	Total Cost	Local Share	Non-Local Share
Water Main Replacement - 3rd Ave NE, 5th Ave NE, 4th St NE, 5th St NE, 6th St NE	$ 3,317,200	$ 1,326,880	$ 1,990,320
2029 Water Main Replacement Total:	**$ 3,317,200**	**$ 1,326,880**	**$ 1,990,320**
2029 Miscellaneous Construction	**Total Cost**	**Local Share**	**Non-Local Share**
City Curb & Gutter Replacement Program	$ 10,000	$ 10,000	$ -
City Sidewalk Replacement Program	$ 50,000	$ 50,000	$ -
Lead Service Line Replacement	$ 50,000	$ 50,000	$ -
2029 Miscellaneous Construction Total:	**$ 110,000**	**$ 110,000**	**$ -**
2029 Total:	**$ 3,427,200**	**$ 1,436,880**	**$ 1,990,320**

2030

2030 Mill & Overlay	Total Cost	Local Share	Non-Local Share
Mill & Overlay - 5th Ave SE, 4th St NE, 7th St NE	$ 1,830,510	$ 604,068	$ 1,226,442
2030 Mill & Overlay Total:	**$ 1,830,510**	**$ 604,068**	**$ 1,226,442**
2030 Miscellaneous Construction	**Total Cost**	**Local Share**	**Non-Local Share**
City Curb & Gutter Replacement Program	$ 10,000	$ 10,000	$ -
City Sidewalk Replacement Program	$ 50,000	$ 50,000	$ -
Lead Service Line Replacement	$ 50,000	$ 50,000	$ -
2030 Miscellaneous Construction Total:	**$ 110,000**	**$ 110,000**	**$ -**
2030 Total:	**$ 1,940,510**	**$ 714,068**	**$ 1,226,442**

	Total Cost	Local Share	Non-Local Share
2025-2030 Mill & Overlay Total:	**$ 11,024,167**	**$ 5,730,182**	**$ 5,293,985**
2025-2030 Seal Coat Total:	**$ 857,659**	**$ 857,659**	**$ -**
2025-2030 New ConstructionTotal:	**$ 592,293**	**$ 179,067**	**$ 413,227**
2025-2030 Misc. Construction Total:	**$ 4,833,644**	**$ 2,483,267**	**$ 2,350,377**
2025-2030 Watermain Replacement Total:	**$ 3,317,200**	**$ 1,326,880**	**$ 1,990,320**
2025-2030 Total:	**$ 20,624,963**	**$ 10,577,055**	**$ 10,047,908**

City of Devils Lake - Capital Improvement Plan Detailed Summary

Updated 12/15/2025

2025

2025 Mill & Overlay								
Street/Avenue	**From**	**To**	**Distance (ft)**	**Width (ft)**	**$/LF**	**Total Cost**	**Local Share**	**Non-Local Share**
2nd Ave NE	6th St NE	7th St NE	320	33	$93	$ 29,668	$ 29,668	$ -
3rd Ave NE	6th St NE	7th St NE	320	33	$93	$ 29,668	$ 29,668	$ -
4th Ave NE	6th St NE	7th St NE	320	33	$93	$ 29,668	$ 29,668	$ -
6th Ave NE	6th St NE	7th St NE	320	33	$93	$ 29,668	$ 29,668	$ -
7th Ave SE	South End	1st St NE	460	33	$93	$ 42,647	$ 42,647	$ -
7th Ave NE	1st St NE	3rd St NE	700	33	$93	$ 64,898	$ 64,898	$ -
7th Ave NE	4th St NE	7th St NE	1,150	33	$93	$ 106,618	$ 106,618	$ -
9th Ave NE	Walnut St E	4th St NE	1,350	33	$93	$ 125,160	$ 125,160	$ -
13th Ave NE	6th St NE	10th St NE	2,015	33	$93	$ 186,813	$ 186,813	$ -
2nd St NE	6th Ave NE	12th Ave NE	2,400	33	$93	$ 222,507	$ 222,507	$ -
3rd St NE	12th Ave NE	14th Ave NE	840	33	$93	$ 77,877	$ 77,877	$ -
6th St NE	12th Ave NE	14th Ave NE	1,050	33	$93	$ 97,347	$ 97,347	$ -
11th St SE	8th Ave SE	10th Ave SE (Midblock)	160	33	$93	$ 14,834	$ 14,834	$ -
Lynn PL NE	14th St NE	South End	220	33	$93	$ 20,396	$ 20,396	$ -
Cherry PL NE	14th St NE	South End	220	33	$93	$ 20,396	$ 20,396	$ -
Janna PL NE	14th St NE	South End	220	33	$93	$ 20,396	$ 20,396	$ -
					2025 Mill & Overlay Total:	**$ 1,118,559**	**$ 1,118,559**	**$ -**

2025 Seal Coat						
	Distance (ft)	**Width (ft)**	**$/LF**	**Total Cost**	**Local Share**	**Non-Local Share**
Various Streets - 2021 & 2022 Overlay Projects	43,220	Varies	$11	$ 494,419	$ 494,419	$ -
			2025 Seal Coat Total:	**$ 494,419**	**$ 494,419**	**$ -**

2025 New Construction								
Street/Avenue	**From**	**To**	**Distance (ft)**	**Width (ft)**	**$/LF**	**Total Cost**	**Local Share**	**Non-Local Share**
14th Ave NE	10th St NE	14th St NE	1,700	33	$144	$ 245,585	$ 74,247	$ 171,338
14th St NE	5th Ave NE	14th Ave NE	2,400	33	$144	$ 346,708	$ 104,819	$ 241,889
					2025 New Construction Total:	**$ 592,293**	**$ 179,067**	**$ 413,227**
					2025 Total:	**$ 2,205,272**	**$ 1,792,045**	**$ 413,227**

City of Devils Lake - Capital Improvement Plan Detailed Summary
Updated 12/15/2025

2026

2026 Mill & Overlay								
Street/Avenue	**From**	**To**	**Distance (ft)**	**Width (ft)**	**$/LF**	**Total Cost**	**Local Share**	**Non-Local Share**
2nd Ave SE	3rd St SE	5th St SE	675	33	$120	$ 81,000	$ 81,000	$ -
3rd Ave SE	3rd St SE	South End	1,000	33	$120	$ 120,000	$ 120,000	$ -
4th Ave SE	3rd St SE	6th St SE	920	33	$120	$ 110,400	$ 110,400	$ -
6th Ave SE	3rd St SE	8th St SE	1,550	33	$120	$ 186,000	$ 186,000	$ -
7th Ave SE	3rd St SE	8th St SE	1,500	33	$120	$ 180,000	$ 180,000	$ -
3rd St SE	College Dr N	7th Ave SE	2,280	33	$120	$ 273,600	$ 273,600	$ -
4th St SE	College Dr N	6th Ave SE	1,800	33	$120	$ 216,000	$ 216,000	$ -
6th St SE	5th Ave SE	8th Ave SE	1,075	33	$120	$ 129,000	$ 129,000	$ -
7th St SE	5th Ave SE	8th Ave SE	1,075	33	$120	$ 129,000	$ 129,000	$ -
8th St SE	5th Ave SE	8th Ave SE	1,075	33	$120	$ 129,000	$ 129,000	$ -
Street/Avenue	**From**	**To**	**Distance (ft)**	**Width (ft)**	**$/LF**	**Total Cost**	**Local Share**	**Non-Local Share**
Hwy 2 Frontage Rd - North	Hwy 19 W	Elks Dr N	6,825	26	$120	$ 819,000	$ 270,270	$ 548,730
Hwy 2 Frontage Rd - South	Hwy 19 W	Elks Dr N	7,752	26	$120	$ 930,240	$ 306,979	$ 623,261
					2026 Mill & Overlay Total:	**$ 3,303,240**	**$ 2,131,249**	**$ 1,171,991**
					2026 Total:	**$ 3,303,240**	**$ 2,131,249**	**$ 1,171,991**

2027

2027 Mill & Overlay								
Street/Avenue	**From**	**To**	**Distance (ft)**	**Width (ft)**	**$/LF**	**Total Cost**	**Local Share**	**Non-Local Share**
8th Ave SE	11th St SE	Hwy 2 E	698	33	$125	$ 87,250	$ 28,793	$ 58,458
8th Ave SE	Hwy 2 E	5th St SE	1,369	36	$130	$ 177,970	$ 58,730	$ 119,240
12th Ave SE	US Hwy 2	Walnut St E	2,445	42	$140	$ 342,300	$ 112,959	$ 229,341
12th Ave NE	Walnut St E	7th St NE	2,530	33	$125	$ 316,250	$ 104,363	$ 211,888
2nd St NE	College Dr S	5th Ave SE	1,960	37	$130	$ 254,800	$ 84,084	$ 170,716
5th St SE	College Dr S	5th Ave SE	1,270	33	$125	$ 158,750	$ 52,388	$ 106,363
5th St SE	5th Ave SE	12th Ave SE	2,240	33	$125	$ 280,000	$ 92,400	$ 187,600
Street/Avenue	**From**	**To**	**Distance (ft)**	**Width (ft)**	**$/LF**	**Total Cost**	**Local Share**	**Non-Local Share**
2nd Ave NE	4th St NE	6th St NE	698	33	$200	$ 139,600	$ 46,068	$ 93,532
3rd Ave NE	4th St NE	5th St NE	65	46	$250	$ 16,250	$ 5,363	$ 10,888
4th Ave NE	3rd St NE	6th St NE	850	24	$150	$ 127,500	$ 42,075	$ 85,425
5th Ave NE	3rd St NE	6th St NE	895	24	$150	$ 134,250	$ 44,303	$ 89,948
3rd St NE	Railroad Ave NE	6th Ave NE	770	46	$250	$ 192,500	$ 63,525	$ 128,975
4th St NE	Railroad Ave NE	6th Ave NE	1,035	24	$150	$ 155,250	$ 51,233	$ 104,018
5th St NE	College Dr N	3rd Ave NE	150	24	$150	$ 22,500	$ 7,425	$ 15,075
5th St NE	4th Ave NE	6th Ave NE	335	46	$250	$ 83,750	$ 27,638	$ 56,113
					2027 Mill & Overlay Total:	**$ 2,488,920**	**$ 821,344**	**$ 1,667,576**
2027 Seal Coat								
Street/Avenue			**Distance (ft)**	**Width (ft)**	**$/LF**	**Total Cost**	**Local Share**	**Non-Local Share**
Various Streets - 2024 & 2025 Overlay Projects			30,270	Varies	$12	$ 363,240	$ 363,240	$ -
					2027 Seal Coat Total:	**$ 363,240**	**$ 363,240**	**$ -**
					2027 Total:	**$ 2,852,160**	**$ 1,184,584**	**$ 1,667,576**

City of Devils Lake - Capital Improvement Plan Detailed Summary

Updated 12/15/2025

2028

2028 Mill & Overlay								
Street/Avenue	**From**	**To**	**Distance (ft)**	**Width (ft)**	**$/LF**	**Total Cost**	**Local Share**	**Non-Local Share**
10th Ave NE	7th St NE	10th St NE	1,090	33	$125	$ 136,250	$ 44,963	$ 91,288
14th Ave NE	Walnut St E	10th St NE	3,600	33	$125	$ 450,000	$ 148,500	$ 301,500
14th St NW	College Dr N	W City Limits	4,450	33	$125	$ 556,250	$ 183,563	$ 372,688
10th St NE	College Dr N	14th Ave NE	5,310	36	$130	$ 690,300	$ 227,799	$ 462,501
					2028 Mill & Overlay Total:	**$ 1,832,800**	**$ 604,824**	**$ 1,227,976**
					2028 Total:	**$ 1,832,800**	**$ 604,824**	**$ 1,227,976**

2029

2029 Watermain Replacement								
Street/Avenue	**From**	**To**	**Distance (ft)**	**Size (in)**	**$/LF**	**Total Cost**	**Local Share**	**Non-Local Share**
3rd Ave NE	6th St NE	7th St NE	366	-	$400	$ 146,400	$ 58,560	$ 87,840
5th Ave NE	6th St NE	10th St NE	1,464	-	$400	$ 585,600	$ 234,240	$ 351,360
2nd St NE	College Dr N	5th Ave SE	1,500	-	$400	$ 600,000	$ 240,000	$ 360,000
4th St NE	8th Ave NE	10th Ave NE	732	-	$400	$ 292,800	$ 117,120	$ 175,680
5th St NE	8th Ave NE	12th Ave NE	1,752	-	$400	$ 700,800	$ 280,320	$ 420,480
6th St NE	8th Ave NE	12th Ave NE	2,479	-	$400	$ 991,600	$ 396,640	$ 594,960
					2029 Watermain Replacement Total:	**$ 3,317,200**	**$ 1,326,880**	**$ 1,990,320**
					2029 Total:	**$ 3,317,200**	**$ 1,326,880**	**$ 1,990,320**

2030

2030 Mill & Overlay								
Street/Avenue	**From**	**To**	**Distance (ft)**	**Width (ft)**	**$/LF**	**Total Cost**	**Local Share**	**Non-Local Share**
5th Ave SE	Mogul St SE	Hwy 2 E	760	37	$125	$ 95,000	$ 31,350	$ 63,650
5th Ave SE	Hwy 2 E	1st St NE	3,005	48	$160	$ 480,800	$ 158,664	$ 322,136
4th St NE	6th Ave NE	12th Ave NE	3,419	46	$150	$ 512,850	$ 169,241	$ 343,610
7th St NE	College Dr N	12th Ave NE	4,429	33	$140	$ 620,060	$ 204,620	$ 415,440
7th St NE	12th Ave NE	14th Ave NE	870	39	$140	$ 121,800	$ 40,194	$ 81,606
					2030 Mill & Overlay Total:	**$ 1,830,510**	**$ 604,068**	**$ 1,226,442**
					2030 Total:	**$ 1,830,510**	**$ 604,068**	**$ 1,226,442**

City of Devils Lake - Capital Improvement Plan
Updated 12/15/2025

Miscellaneous Construction

2026

Project Description	Comment	Total Cost
Inert Landfill Expansion	New land purchase, land fill expansion to the east	$ 400,000

2027

Project Description	Comment	Total Cost
Main Sanitary Sewer Lift Station - Safety	Upgrade steps and safety improvements	$ 150,000

2028

Project Description	Comment	Total Cost
Inert Landfill Expansion	Design and Construction	$ 1,000,000

Unscheduled

Project Description	Comment	Total Cost
Citywide Sanitary Sewer Rehab	Inventory sewer system and implement re-lining plan and invert/manhole repair plan.	$ -
Citywide Storm Sewer Inlet Rehab	Inventory storm system catch basins and manholes and implement repair/replacement plan.	$ -
Public Works Shop Cold Storage Updgrades	Pour floor, potentially heat cold storage building at Public Works shop	$ -
Ford Storm Sewer Lift Station Improvements	New pumps/electrical, increase capacity	$ 1,000,000
Industrial Park Roadways	Kelly Dr, Summers St, Schwan Ave -Between $700,000 and $2,500,000	$ 2,500,000
Cemetery Roadway Improvements	Remove/replace existing asphalt, extend roadways to new part of cemetery	$ 300,000
LEC Improvements/PD Building	New Building Downtown or Upgrade Existing Downtown Building	$ 4,000,000
City Hall Remodel		$ -
-City Hall Remodel Alternate	Existing building, no new space, renovation, ADA	$ 500,000
Downtown Concrete Roadway Replacements	Remove/replace existing concrete roadways and parking areas. (Mill and overlay project scheduled.)	$ -
Main Sanitary Sewer Lift Station	Upgrade pumps, capacity and grinders	$ -
Lagoon Odor Improvements		$ -
Public Works Relocation/Building Improvements		$ -
Septic Hauler Receiving Station		$ -
Shared Use Path	14th Ave, Walnut St E, Elks Dr, Hwy 2 E	$ 500,000
Splash Park		$ 500,000
Water Fill Station		$ -
	Miscellaneous Construction Total:	**$ 10,850,000**

City of Devils Lake - Capital Improvement Plan Funding
Updated 12/15/2025

Prairie Dog & NDDOT Flex Funding

	2025	2026	2027	2028	2029	2030	2031
Start Balance	$ 2,769,427	$ 1,758,904	$ 2,164,546	$ 1,314,581	$ 709,757	$ 1,882,877	$ 1,278,809
Revenue (Flex Funding)	$ 132,682	$ 36,891	$ 24,595	$ -	$ -	$ -	$ -
Revenue (Prairie Dog)	$ 1,024,675	$ 2,500,000	$ 96,784	$ -	$ 2,500,000	$ -	$ 2,500,000
Projects							
Ford Lift Station Improvements	$ (116,605)						
Mill & Overlay - Original Townsite	$ (1,118,559)						
Downtown Alley Mill & Overlay	$ (319,838)						
14th Ave NE & 14th St NE Paving	$ (118,459)						
Seal Coat - Various (2021 & 2022 Projects)	$ (494,419)						
Mill & Overlay - South Side		$ (1,554,000)					
Mill & Overlay - Hwy 2 Frontage Rd (Urban)		$ (577,249)					
Mill & Overlay - Downtown (Urban)			$ (287,628)				
Mill & Overlay - 8th Ave, 12th Ave (Urban)			$ (533,716)				
Main Sewer Lift Station Safety Improvements			$ (150,000)				
Mill & Overlay - 14th Ave, 10th St (Urban)				$ (604,824)			
WM Replacement - 4th St, 5th St, 6th St					$ (1,326,880)		
Mill & Overlay - 5th Ave, 7th St (Urban)						$ (604,068)	
New Const. - Industrial Park							
Total Project Expenses	$ (2,167,880)	$ (2,131,249)	$ (971,344)	$ (604,824)	$ (1,326,880)	$ (604,068)	$ -
End Balance	**$ 1,758,904**	**$ 2,164,546**	**$ 1,314,581**	**$ 709,757**	**$ 1,882,877**	**$ 1,278,809**	**$ 3,778,809**

Infrastructure

	2025	2026	2027	2028	2029	2030	2031
Start Balance (2033)	$ 456,959	$ -	$ -	$ -	$ -	$ -	$ -
Start Balance (5005)	$ 199,981	$ -	$ -	$ -	$ -	$ -	$ -
Total Start Balance	$ 656,940	$ 1,215,108	$ 1,153,091	$ 1,179,906	$ 918,306	$ 1,017,380	$ 1,650,249
	2025	**2026**	**2027**	**2028**	**2029**	**2030**	**2031**
(+2%/yr every 2 years)	$ 4,312,000	$ 4,414,184	$ 4,398,240	$ 4,502,467	$ 4,486,205	$ 4,592,517	$ 4,575,929
32.50% Sales Tax	$ 1,401,400	$ 1,434,610	$ 1,429,428	$ 1,463,302	$ 1,458,017	$ 1,492,568	$ 1,487,177
Miscellaneous Revenue	$ -	$ -	$ -	$ -	$ -	$ -	$ -
Non-Bonded Debt Service Revenue	$ 113,902	$ 108,203	$ 101,669	$ 96,140	$ 92,100	$ 87,901	$ 83,067
New Special Assessment Payments	$ 95,986	$ 145,900	$ 145,900	$ 145,900	$ 145,900	$ 145,900	$ 145,900
Total Revenue	**$ 1,611,288**	**$ 1,688,713**	**$ 1,676,997**	**$ 1,705,342**	**$ 1,696,017**	**$ 1,726,369**	**$ 1,716,144**
Bond/Fixed Payments - Infrastructure							
Various St Imp - 5485	$ (41,000)	$ (41,000)	$ (41,000)	$ (41,000)	$ (41,000)	$ (41,000)	$ (41,000)
Ref. Imp Bond 2020A - 5489	$ (191,520)	$ (191,521)	$ -	$ -	$ -	$ -	$ -
Highland/Agassiz - 5492	$ (155,000)	$ (155,000)	$ (155,000)	$ (155,000)	$ -	$ -	$ -
Cenex - 5493	$ (20,942)	$ (20,942)	$ (20,942)	$ (20,942)	$ (20,942)	$ -	$ -
Beautification - 8008	$ (10,000)	$ (10,000)	$ (10,000)	$ (10,000)	$ (10,000)	$ (10,000)	$ (10,000)
Flood Protection - 4019	$ (300,000)	$ (300,000)	$ (300,000)	$ (300,000)	$ (300,000)	$ (300,000)	$ (300,000)
Public Buildings Reserve Fund - 4100	$ (60,000)	$ (100,000)	$ (100,000)	$ (100,000)	$ (100,000)	$ (100,000)	$ (100,000)
Miscellaneous - 2033	$ (125,000)	$ (125,000)	$ (125,000)	$ (125,000)	$ (125,000)	$ (125,000)	$ (125,000)
Total Bond/Fixed Payments	$ (903,462)	$ (943,463)	$ (751,942)	$ (751,942)	$ (596,942)	$ (576,000)	$ (576,000)
General Infrastructure Projects							
City Sidewalk Program	$ (19,364)	$ (75,000)	$ (75,000)	$ (75,000)	$ (75,000)	$ (75,000)	$ (75,000)
Lead Service Line Replacement		$ (50,000)	$ (50,000)	$ (50,000)	$ (50,000)	$ (50,000)	$ (50,000)
Downtown Parking Lot Mill & Overlay	$ (130,294)						
Inert Landfill Expansion - Land Purchase/Design		$ (400,000)					
Hwy 20 & Hwy 19 Microsurface/Signal Upgrades		$ (273,267)					
Seal Coat - Various (2024 & 2025 Projects)			$ (363,240)				
Police Department Relocation [1]			$ (375,000)	$ (375,000)	$ (375,000)	$ (375,000)	$ (375,000)
Inert Landfill Expansion - Construction				$ (500,000)	$ (500,000)		
Airport Projects - City Contribution [2]	$ -	$ (9,000)	$ (35,000)	$ (215,000)	$ -	$ (17,500)	$ -
Total Project Expenses	$ (149,658)	$ (807,267)	$ (898,240)	$ (1,215,000)	$ (1,000,000)	$ (517,500)	$ (500,000)
End Balance	$ 1,215,108	$ 1,153,091	$ 1,179,906	$ 918,306	$ 1,017,380	$ 1,650,249	$ 2,290,393

Note: 1) Placeholder for potential 15-year, $4 million @ 4.5% project
2) 'Airport Projects - City Contribution' details shown below

City of Devils Lake - Capital Improvement Plan Funding
Updated 12/15/2025

Airport Infrastructure

	2025	2026	2027	2028	2029	2030	2031
Start Balance	$ -	$ 35,000	$ -	$ -	$ -	$ 22,500	$ -
Airport Contribution (Interest Earnings)	$ 35,000	$ 35,000	$ 35,000	$ 35,000	$ 35,000	$ 35,000	$ 35,000
City Contribution	$ -	$ 9,000	$ 35,000	$ 215,000	$ -	$ 17,500	$ -
Airport Infrasture Projects[1]							
Pvmt Rehab/Storm Sewer Replacement		$ (75,000)					
Runway 3/21 Electrical Rehab - Design		$ (4,000)					
Wildlife Assessment and Plan Update			$ (30,000)				
Runway 3/21 Electrical Rehab - Construction			$ (30,000)				
SRE Building - Final Design/Bidding			$ (10,000)				
SRE Building - Construction				$ (250,000)			
Extend Taxiway A - Design					$ (12,500)		
Extend Taxiway A - Construction						$ (75,000)	
End Balance	$ 35,000	$ -	$ -	$ -	$ 22,500	$ -	$ 35,000

Note: 1) Airport projects listed below are based on CIP prepared by Mead & Hunt

Water Source Replacement Fund

	2025	2026	2027	2028	2029	2030	2031
Start Balance	$ 3,316,835	$ 3,516,835	$ 3,606,835	$ 3,696,835	$ 3,786,835	$ 3,876,835	$ 3,966,835
Revenue	$ 275,000	$ 165,000	$ 165,000	$ 165,000	$ 165,000	$ 165,000	$ 165,000
Projects							
Water Main Replacement - South Side	$ (75,000)	$ (75,000)	$ (75,000)	$ (75,000)	$ (75,000)	$ (75,000)	$ (75,000)
End Balance	$ 3,516,835	$ 3,606,835	$ 3,696,835	$ 3,786,835	$ 3,876,835	$ 3,966,835	$ 4,056,835

Public Buildings Reserve Fund

	2025	2026	2027	2028	2029	2030	2031
Start Balance	$ 472,933	$ 532,933	$ 82,933	$ 132,933	$ 182,933	$ 232,933	$ 282,933
Revenue	$ 60,000	$ 100,000	$ 100,000	$ 100,000	$ 100,000	$ 100,000	$ 100,000
Projects							
City Hall Remodel		$ (500,000)					
Miscellaneous		$ (50,000)	$ (50,000)	$ (50,000)	$ (50,000)	$ (50,000)	$ (50,000)
End Balance	$ 532,933	$ 82,933	$ 132,933	$ 182,933	$ 232,933	$ 282,933	$ 332,933

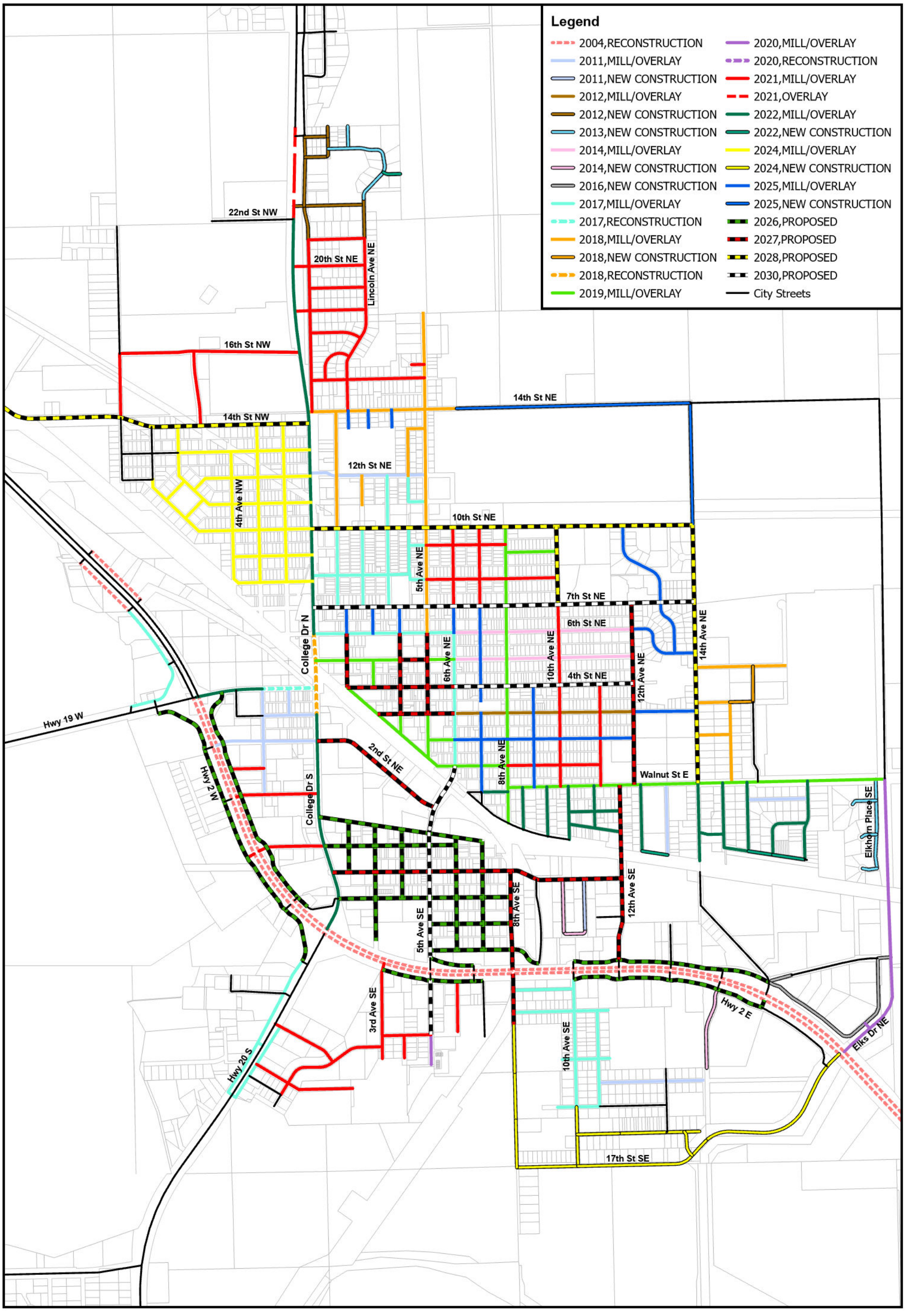

Roadway Improvement Plan

Created By: City Engineering Department

Updated: December 15th, 2025

devils lake Engineering

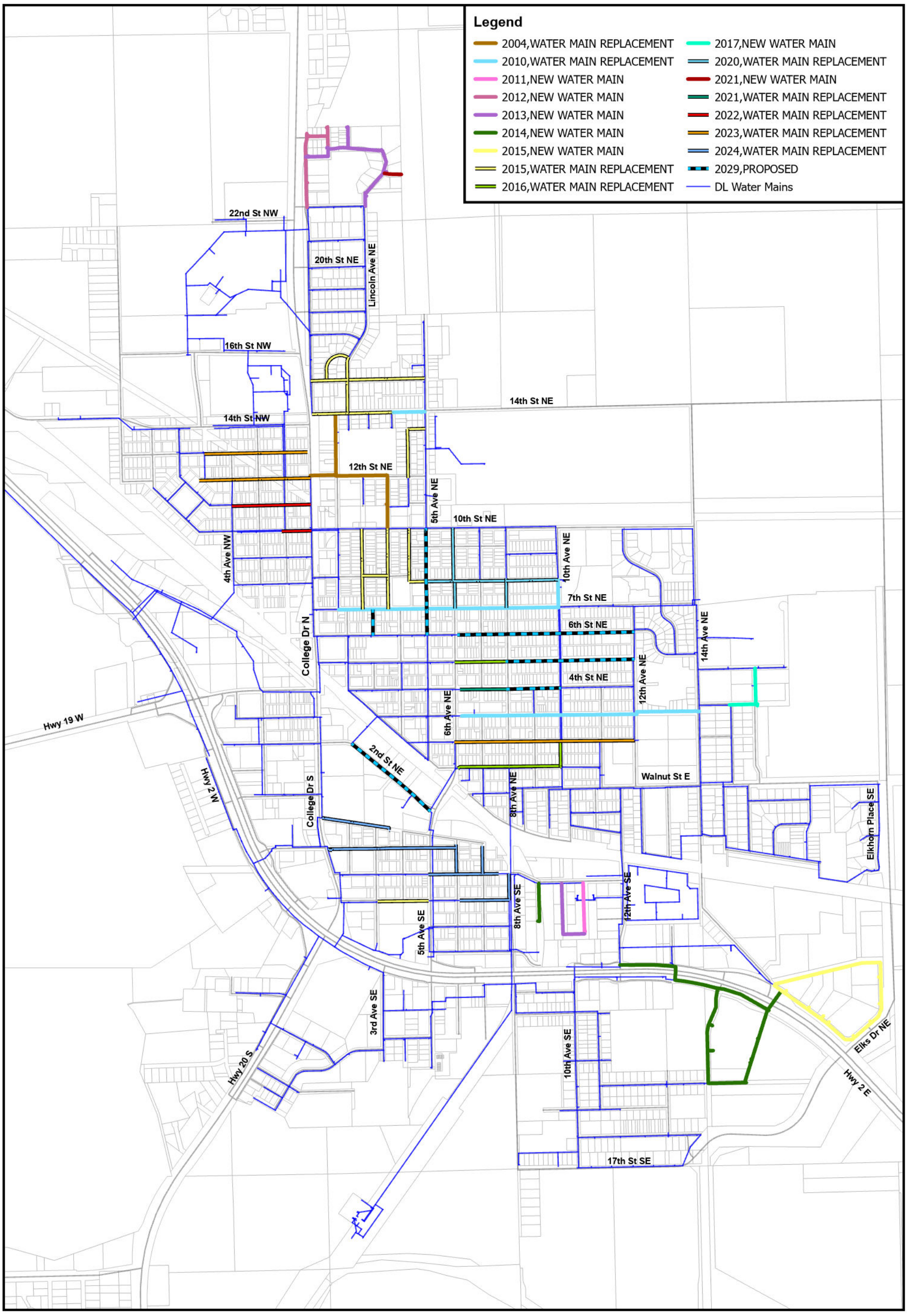

Water Main Improvement Plan

Created By: City Engineering Department

Updated: December 15th, 2025

devils lake Engineering

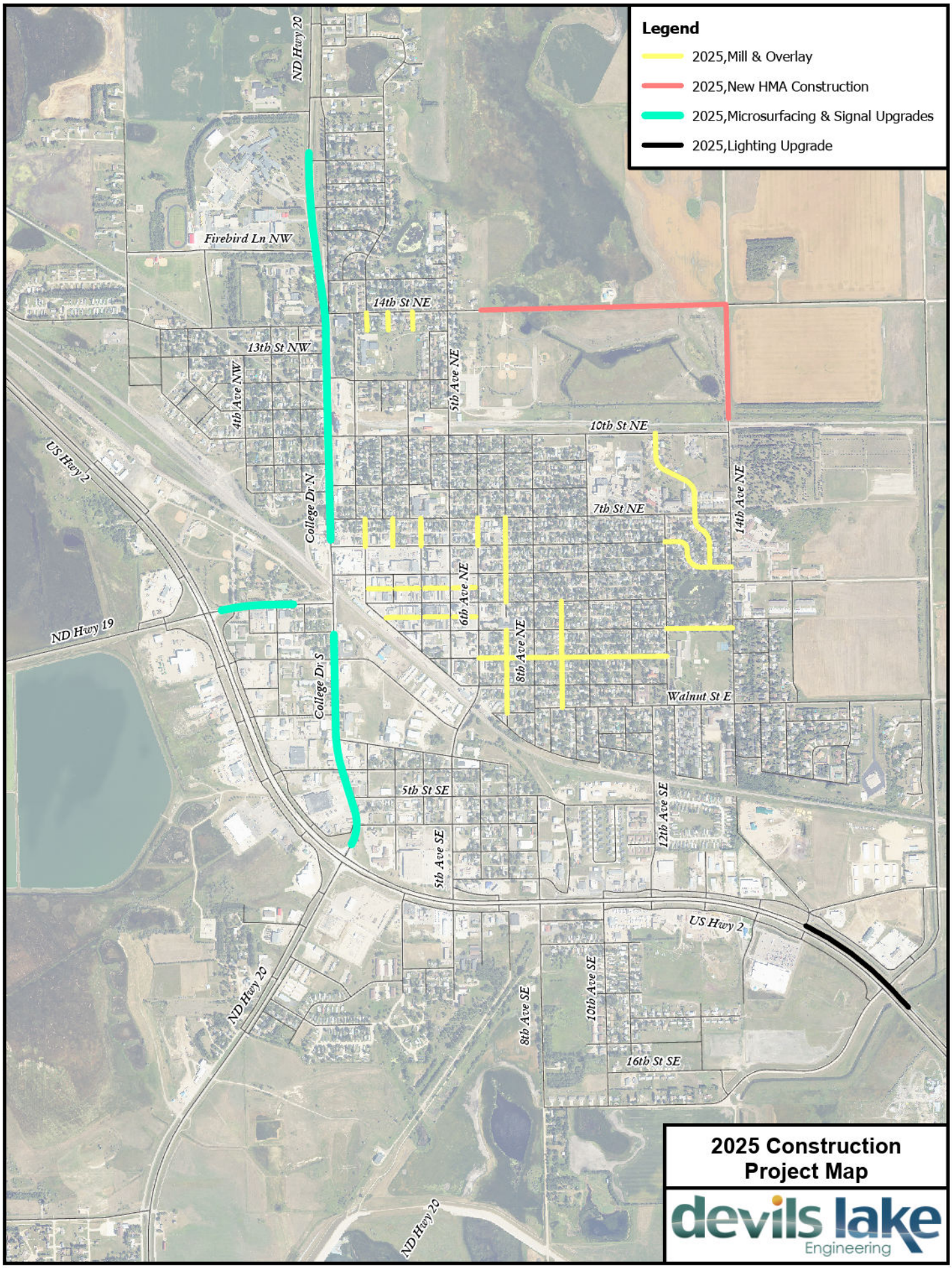
Legend
2025,Mill & Overlay
2025,New HMA Construction
2025,Microsurfacing & Signal Upgrades
2025,Lighting Upgrade
ND Hwy 20
Firebird Ln NW
14th St NE
13th St NW
4th Ave NW
5th Ave NE
10th St NE
US Hwy 2
College Dr N
7th St NE
14th Ave NE
6th Ave NE
ND Hwy 19
8th Ave NE
College Dr S
Walnut St E
5th St SE
12th Ave SE
5th Ave SE
US Hwy 2
ND Hwy 20
10th Ave SE
8th Ave SE
16th St SE
ND Hwy 20
2025 Construction Project Map
devils lake Engineering

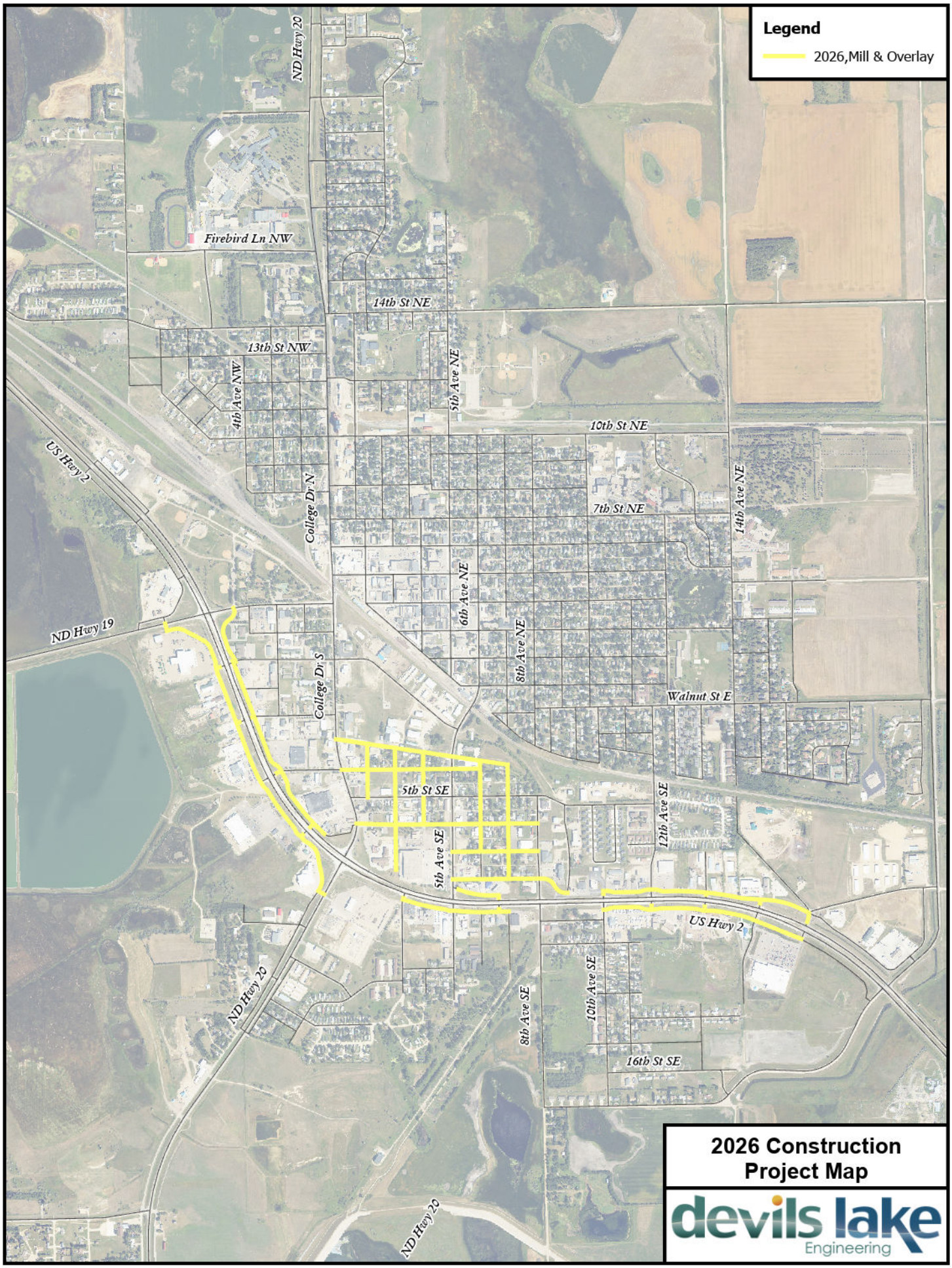

2026 Construction Project Map

devils lake Engineering

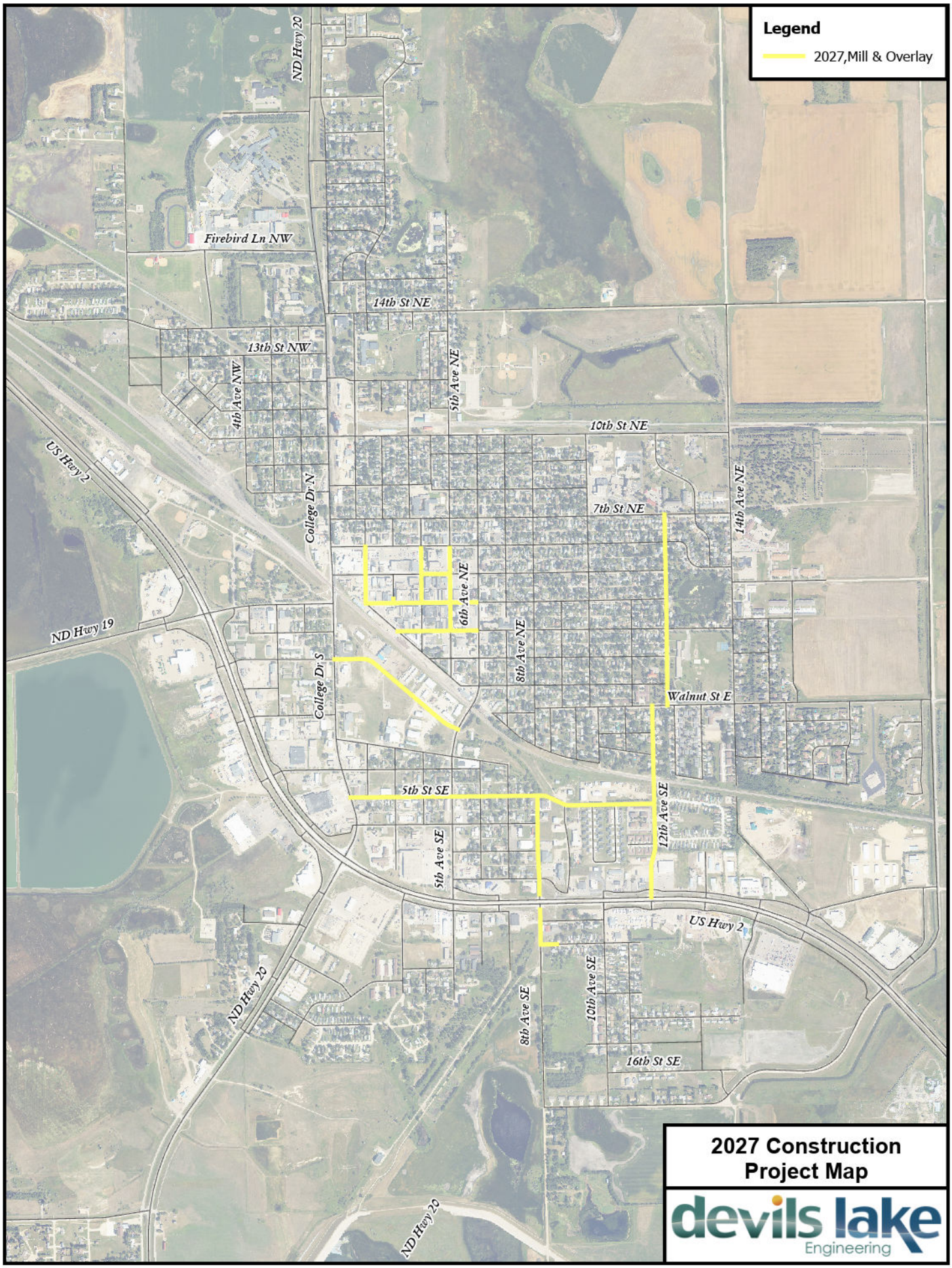

2027 Construction Project Map

devils lake Engineering

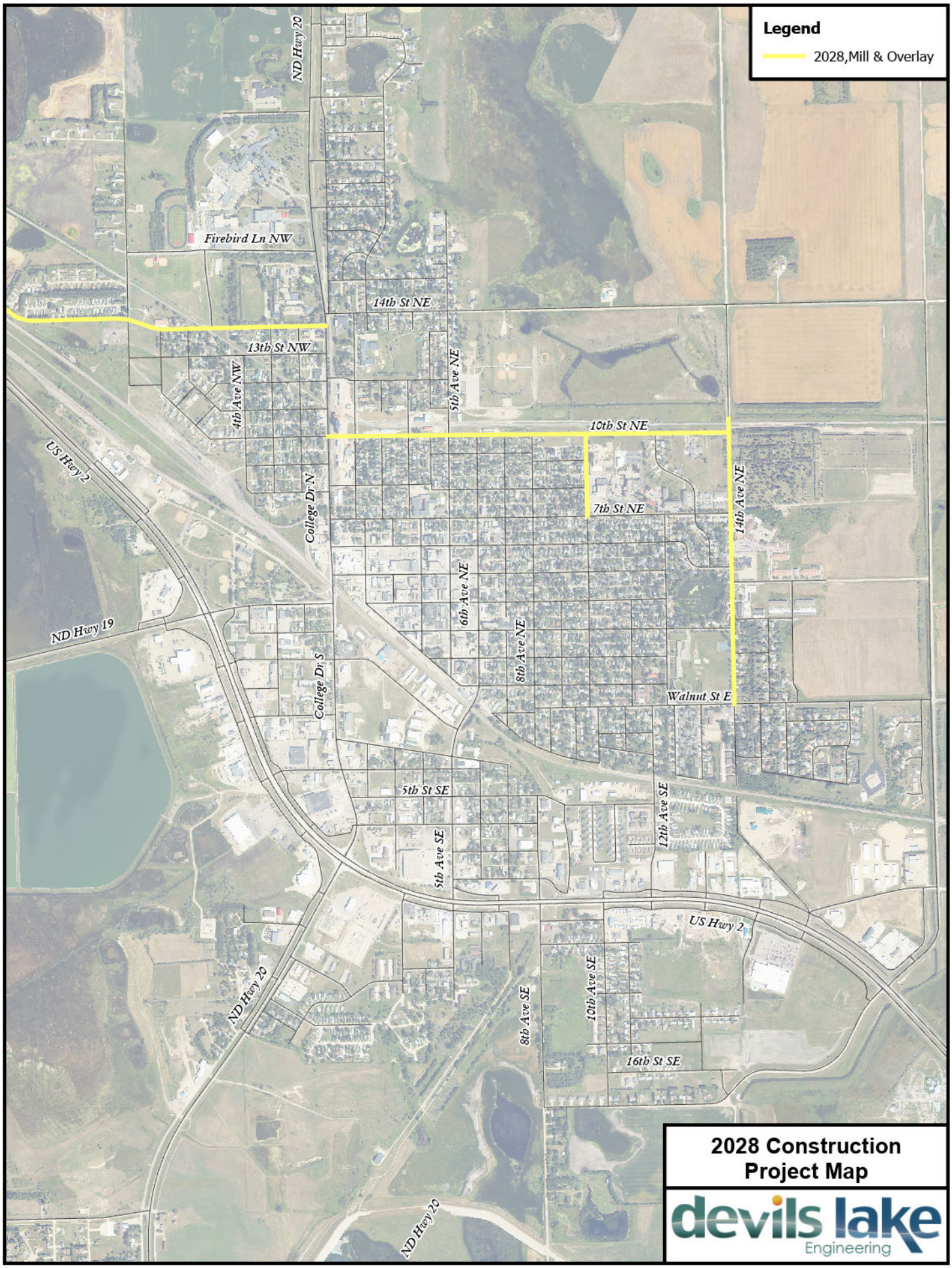

2028 Construction Project Map

devils lake Engineering

2029 Construction Project Map

devils lake Engineering

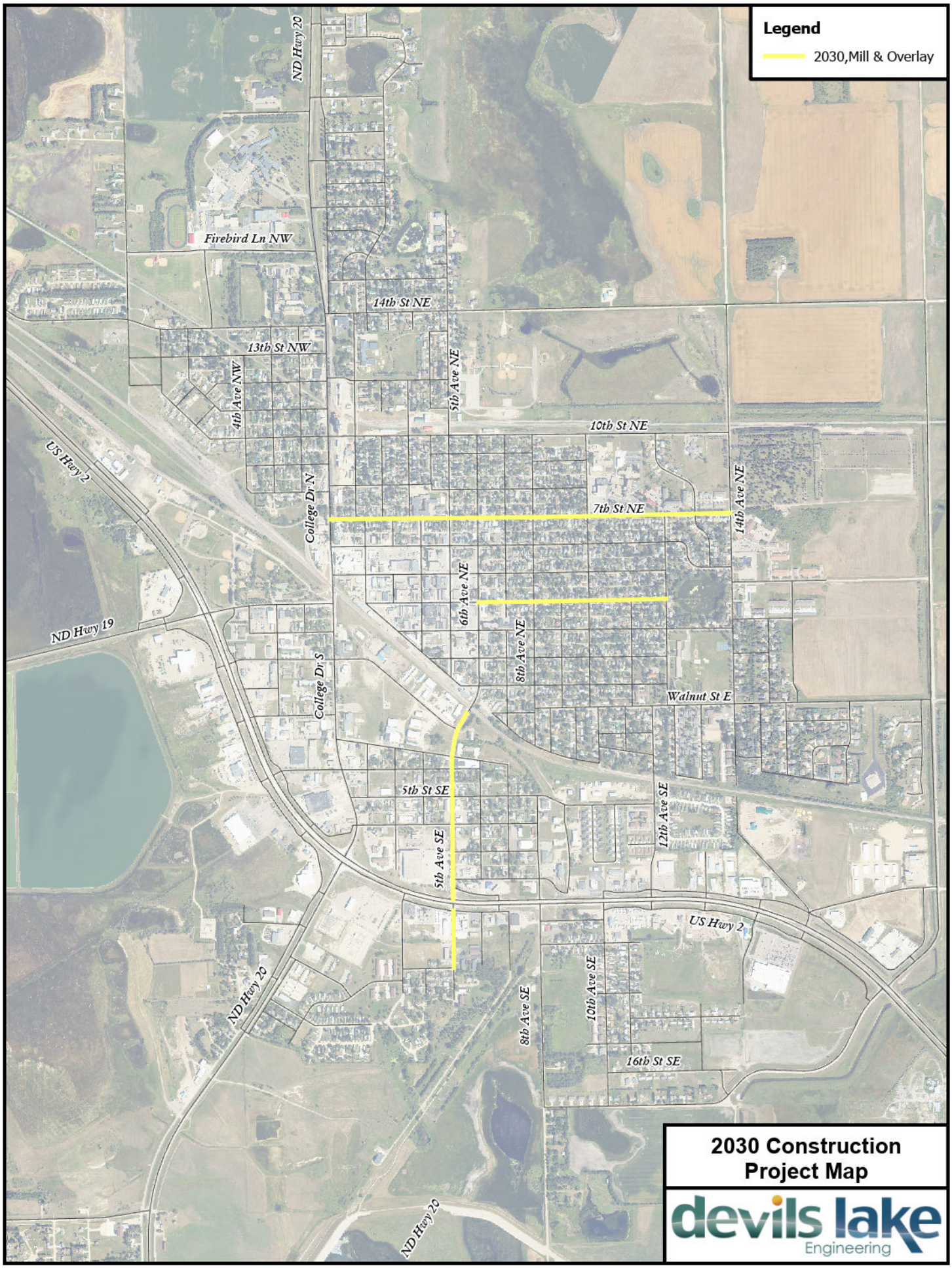

2030 Construction Project Map

devils lake Engineering